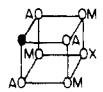
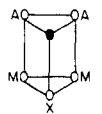


**Table I.** Silicon-29 Isotropic Chemical Shifts and Spin-Spin Coupling Constants for Singly Substituted Double Three- and Double Four-Membered Germanosilicate Rings<sup>a</sup>

species	$\delta_i$ (ppm) <sup>b</sup>	$^2J$ (Hz)	$^4J$ (Hz)	
	A	-97.86 <sub>7</sub>	7.5	0.0
	M	-100.32 <sub>5</sub>	7.5	0.0
	X	-99.73 <sub>6</sub>	7.5	0.0
	A	-89.26 <sub>3</sub>	4.3	1.0
	M	-90.57 <sub>8</sub>	4.3	1.0
	X	-88.27 <sub>1</sub>	4.3	1.0

<sup>a</sup>Data from an isotopically enriched, 2:1 (N:Si) tetramethylammonium germanosilicate solution, 1 M in Si and 0.25 M in Ge (Figures 2 and 3), at 25 °C. <sup>b</sup>In parts per million from an external standard of tetramethylsilane.

In this case, computer simulation reveals that four bond couplings cannot be neglected, and a value of  $^4J$  of  $\sim 1.0$  Hz gives the best fit. (We must emphasize that the accuracy of this measurement is low, due to the relatively poor resolution and signal to noise of the experimental spectrum.) The good agreement between the simulated and observed spectra nevertheless provides particularly convincing evidence in support of the existence of the double

three-membered ring in solution and confirms the earlier assignment<sup>6</sup> of the peak at  $\delta = -90.3$  ppm to this structure. Table I compiles the chemical shifts and coupling constants observed in the spectra of the enriched tetramethylammonium germanosilicate solutions. Additional support for both structures is provided by comparing the coupling constants deduced in this work with those of similar structures reported elsewhere.<sup>9</sup>

### Concluding Remarks

The results we have presented above are of interest for two reasons. First, they demonstrate that soluble heteroatom-substituted silicate cages may be prepared, and their <sup>29</sup>Si NMR solution spectra may be resolved and assigned. Further substitutions are also possible (e.g., double Ge substitution) and will be discussed elsewhere. Second, these results enable us to more definitely assign the peaks at -100.0 and -90.2 ppm, in solution, to the unsubstituted double four- and double three-membered cage structures. We thus believe that the combined use of <sup>29</sup>Si enrichment and heteroatom substitution may be a useful technique with which to assign novel silicate species in solution, which should be of relevance to structural studies of the sol-gel process, zeolite synthesis, and the speciation of silicate anions during various weathering processes.

**Acknowledgment.** We thank Dr. R. Ramachandran for his help with the 2D NMR experiment.

## Mechanism of the Reaction of a Solvated Rhenium Acyl Complex with Neutral Transition-Metal Hydrides. Relative Nucleophilicity of Such Hydrides

Bruce D. Martin, Keith E. Warner, and Jack R. Norton\*

Contribution from the Department of Chemistry, Colorado State University, Fort Collins, Colorado 80523. Received May 20, 1985

**Abstract:** The forward rate constant  $k_1$  for  $\text{EtRe}(\text{CO})_5 \rightleftharpoons \text{EtC}(\text{O})(\text{CH}_3\text{CN})\text{Re}(\text{CO})_4$ , as determined by the rate of establishment of the equilibrium in  $\text{CH}_3\text{CN}$ , agrees with the observed first-order rate constant for the reaction of  $\text{EtRe}(\text{CO})_5$  with an excess of any of several transition-metal hydrides. The rate-determining step in the reaction of  $\text{EtRe}(\text{CO})_5$  with these hydrides is therefore the formation of a rhenium propionyl complex. The formation of  $\text{EtCHO}$  from  $\text{EtC}(\text{O})(\text{CH}_3\text{CN})\text{Re}(\text{CO})_4$  and  $\text{HRe}(\text{CO})_5$  (which occurs at much lower temperatures than the formation of  $\text{EtCHO}$  from  $\text{EtRe}(\text{CO})_5$  and  $\text{HRe}(\text{CO})_5$ ) is first order in  $\text{EtC}(\text{O})(\text{CH}_3\text{CN})\text{Re}(\text{CO})_4$  and first order in  $\text{HRe}(\text{CO})_5$ . The second-order rate constants for the reaction of a series of transition-metal hydrides with  $\text{EtC}(\text{O})(\text{CH}_3\text{CN})\text{Re}(\text{CO})_4$  have been measured; the order of these rate constants is substantially the reverse of the order of kinetic acidities of these hydrides, implying that the hydrides react as nucleophiles with  $\text{EtC}(\text{O})(\text{CH}_3\text{CN})\text{Re}(\text{CO})_4$ . The rate of dissociation of coordinated acetonitrile from  $\text{EtC}(\text{O})(\text{CH}_3\text{CN})\text{Re}(\text{CO})_4$  has been measured; the results suggest a dissociative mechanism for the reaction of  $\text{EtC}(\text{O})(\text{CH}_3\text{CN})\text{Re}(\text{CO})_4$  with transition-metal hydrides.  $\text{EtC}(\text{O})\text{Re}(\text{CO})_5$  only reacts with  $\text{HRe}(\text{CO})_5$  after carbonyl ligand dissociation, implying that the metal and not the acyl carbonyl is the site of nucleophilic attack by transition-metal hydrides on acyl complexes.

Previous investigations of the reactions of alkyl carbonyl complexes with transition-metal hydrides have suffered from the fact that, while intermediate formation of acyl complexes has been implied by solid kinetic evidence,<sup>1-3</sup> these acyl intermediates have not been directly observable.<sup>4</sup> The formation of these acyls has

**Table I.** Equilibrium Constants for Reaction 1 at Various Temperatures

$K_1^a$	$T, ^\circ\text{C}$	$K_1^a$	$T, ^\circ\text{C}$	$K_1^a$	$T, ^\circ\text{C}$
4.1	40.6	3.5	46.0	2.7	55.8
4.0	41.4	3.2	51.4	2.4	60.4
3.6	45.8	2.7	55.4	2.0	65.2

<sup>a</sup>Standard deviation is  $\pm 0.2$ .

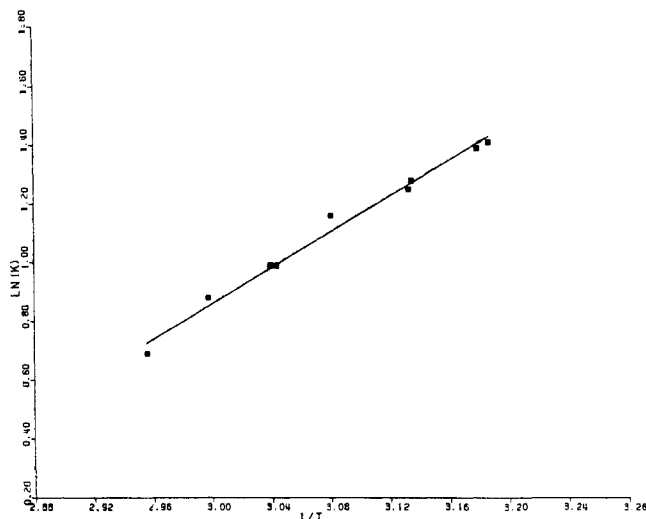
always been the rate-determining step, and it has thus been kinetically impossible to investigate their subsequent reaction with transition-metal hydrides. We have recently discovered<sup>5</sup> the

(1) In alkane elimination from 2 equiv of  $\text{Os}(\text{CO})_4(\text{H})\text{R}$ : (a) Okrasinski, S. J.; Norton, J. R. *J. Am. Chem. Soc.* **1977**, *99*, 295. (b) Norton, J. R. *Acc. Chem. Res.* **1979**, *12*, 139. (c) Carter, W. J.; Okrasinski, S. J.; Norton, J. R. *Organometallics* **1985**, *4*, 1376.

(2) In aldehyde elimination from  $\text{CpMo}(\text{CO})_3\text{R}/\text{CpMo}(\text{CO})_3\text{H}$ : (a) Jones, W. D.; Huggins, J. M.; Bergman, R. G. *J. Am. Chem. Soc.* **1981**, *103*, 4415. (b) Jones, W. D.; Bergman, R. G. *J. Am. Chem. Soc.* **1979**, *101*, 5447.

(3) An aldehyde elimination from  $p\text{-CH}_3\text{OC}_6\text{H}_4\text{CH}_2\text{Mn}(\text{CO})_5$ : (a) Halpern, J. *Acc. Chem. Res.* **1982**, *15*, 332. (b) Nappa, M. J.; Santi, R.; Diefenbach, S. P.; Halpern, J. *J. Am. Chem. Soc.* **1982**, *104*, 619. (c) Nappa, M. J.; Santi, R.; Halpern, J. *Organometallics* **1985**, *4*, 34.

(4) We have shown by competition studies<sup>1b,c</sup> that  $\text{H}(\text{CH}_3)_3\text{Os}(\text{CO})_4$  is three times as reactive as  $\text{Et}_3\text{P}$  toward the acyl we believe to be formed from  $\text{H}(\text{CH}_3)_3\text{Os}(\text{CO})_4$ —a result that implies that M-H attack on the acyl is nucleophilic.



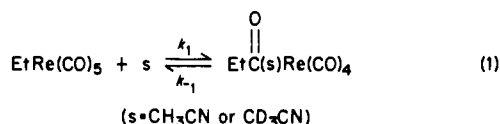
**Figure 1.**  $\log$  of the measured equilibrium constant  $K_1$  for reaction 1 (from Table I) vs.  $10^3 \times (1/T)$  (Kelvin).

**Table II.** Determination of  $k_1$  from the Rate of Approach to Equilibrium of Reaction 1

$T, ^\circ\text{C}$	$10^2[\text{EtRe}(\text{CO})_5]_0$ , M	$10^5 k(\text{approach to equil})^a$	$10^5 k_1,^{a,b}$ $\text{s}^{-1}$
65.2	6.4	33 (1)	22 (1)
60.4	6.3	16.2 (2)	11.4 (3)
55.5	6.8	9.6 (2)	7.0 (2)
55.4	6.8	10.3 (4)	7.5 (3)
51.4	7.3	6.9 (2)	5.3 (2)
50.1	6.3	6.6 (1)	5.0 (1)
46.0	6.6	4.9 (2)	3.8 (2)

<sup>a</sup>Numbers in parentheses are estimated standard deviations in the least significant figure. <sup>b</sup>Calculated from  $k_1 = [K_1/(K_1 + 1)]k(\text{approach to equil})$ .

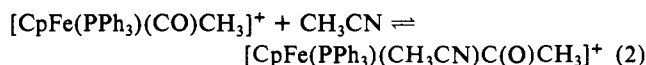
versible formation of a solvated acyl from  $\text{EtRe}(\text{CO})_5$  in acetonitrile solution



As this acyl is *observable* in significant quantities at equilibrium, we have been able to examine the kinetics and mechanism of its reaction with transition-metal hydrides.

## Results

The equilibrium constant  $K_1 (=k_1/k_{-1})$  for reaction 1 has been measured from 41 to 66  $^\circ\text{C}$  by  $^1\text{H}$  NMR measurement of the intensities of the separate ethyl resonances of  $\text{EtRe}(\text{CO})_5$  and  $\text{EtC}(\text{O})(\text{s})\text{Re}(\text{CO})_4$ . As shown in Table I and Figure 1,  $K_1$  decreases with increasing temperature;  $\Delta H^\circ$  for reaction 1 is  $-5.8$  (2) kcal/mol, and  $\Delta S^\circ$  is  $-15.8$  (4) eu. The negative value of  $\Delta S^\circ$  reflects (and confirms) the presence of coordinated solvent on the right-hand side of equilibrium 1. A somewhat imprecise but very negative  $\Delta S^\circ$ ,  $-50 \pm 10$  eu, has been reported<sup>6a</sup> for the equilibrium



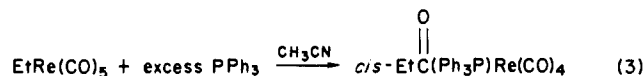
(reaction 2) between the positively charged  $[\text{CpFe}(\text{PPh}_3)(\text{CO})\text{CH}_3]^+$  and its acetyl derivative with coordinated acetonitrile, and negative values of  $\Delta S^\circ$  seem to be associated with carbonyl insertion reactions of all sorts.<sup>6</sup>

**Table III.** Observed Rate Constants for the Disappearance of  $\text{EtRe}(\text{CO})_5$  in the Presence of Excess Hydride in Acetonitrile (Reactions 4, 5, and 6)

$T, ^\circ\text{C}$	$[\text{EtRe}(\text{CO})_5]_0$ , M	hydride	$[\text{hydride}]$ , M	$10^5 k_{\text{obsd}},^a$ $\text{s}^{-1}$
65.2	$6.4 \times 10^{-2}$	$\text{HRe}(\text{CO})_5$	0.67	19.9 (4)
60.4	$6.3 \times 10^{-2}$	$\text{HRe}(\text{CO})_5$	0.75	11.4 (4)
55.5	$6.8 \times 10^{-2}$	$\text{HRe}(\text{CO})_5$	0.91	7.4 (2)
55.4	$6.8 \times 10^{-2}$	$\text{HRe}(\text{CO})_5$	0.84	7.2 (3)
55.4	$6.8 \times 10^{-2}$	$\text{HRe}(\text{CO})_5$	1.32	6.3 (1)
55.4	$6.9 \times 10^{-2}$	$\text{HMn}(\text{CO})_5$	0.84	6.56 (8)
55.4	$6.4 \times 10^{-2}$	$\text{HWCp}(\text{CO})_3$	0.81	8.4 (1)
50.1	$6.3 \times 10^{-2}$	$\text{HRe}(\text{CO})_5$	0.73	4.50 (7)
50.0	$6.3 \times 10^{-2}$	$\text{HMn}(\text{CO})_5$	0.87	4.64 (8)
50.0	$6.3 \times 10^{-2}$	$\text{HWCp}(\text{CO})_3$	0.71	5.16 (9)
44.8	$6.3 \times 10^{-2}$	$\text{HRe}(\text{CO})_5$	0.64	2.45 (4)
40.2	$6.4 \times 10^{-2}$	$\text{HRe}(\text{CO})_5$	0.75	1.65 (2)

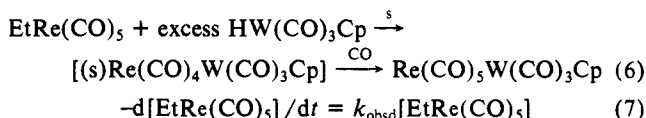
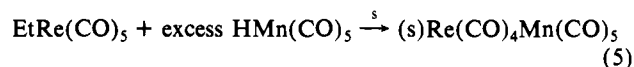
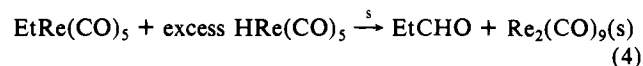
<sup>a</sup>Numbers in parentheses are the estimated standard deviations in the least significant figure.

The approach of reaction 1 to equilibrium is slow enough that its rate can easily be determined (Table II) by monitoring the decrease in intensity of the methyl  $^1\text{H}$  NMR resonance ( $\delta$  1.73) of  $\text{EtRe}(\text{CO})_5$ . At any given temperature, combination of the measured first-order rate constant for approach to equilibrium ( $=k_1 + k_{-1}$ ) with the measured value of  $K_1 (=k_1/k_{-1})$  yields the value given in Table II for  $k_1$ , the rate constant for formation of the acetonitrile-solvated propionyl complex from  $\text{EtRe}(\text{CO})_5$ .<sup>7</sup> The rate constant  $k_1$  is approximately equal to the pseudo-first-order rate constant for the disappearance of  $\text{EtRe}(\text{CO})_5$  in reaction 3, although the slightly larger value of the latter ( $k_{\text{obsd}}$  for reaction



3 is  $14.3(2) \times 10^{-5} \text{ s}^{-1}$  at 60.2  $^\circ\text{C}$ ) may reflect some degree of nucleophilic assistance by  $\text{Ph}_3\text{P}$  in acyl formation.<sup>8</sup>

Knowledge of  $k_1$  has allowed us to investigate whether, as proposed, the formation of the propionyl solvate is rate-determining in the formation of propionaldehyde from  $\text{EtRe}(\text{CO})_5$  and various transition-metal hydrides (e.g., reactions 4–6).<sup>5,9,10</sup> Measured



values of  $k_{\text{obsd}}$  for all three reactions are given in Table III. The value of  $k_{\text{obsd}}$  is clearly independent of both the concentration and nature of the hydride: at 55.4  $^\circ\text{C}$ , for example,  $k_{\text{obsd}}$  for reaction 4 is not significantly affected by  $[\text{HRe}(\text{CO})_5]$  and averages  $7.0 \times 10^{-5} \text{ s}^{-1}$ ,  $k_{\text{obsd}}$  for reaction 5 is  $6.6 \times 10^{-5} \text{ s}^{-1}$ , and  $k_{\text{obsd}}$  for reaction 6 is  $8.4 \times 10^{-5} \text{ s}^{-1}$ . Furthermore,  $k_{\text{obsd}}$  for reactions 4–6 is equal

(7) Similar experiments on *i*- $\text{BuRe}(\text{CO})_5$  at 53  $^\circ\text{C}$  gave  $K_1$  for *i*- $\text{BuRe}(\text{CO})_5 = i\text{-BuC}(\text{O})(\text{CD}_3\text{CN})\text{Re}(\text{CO})_4$  as 2.4 (3),  $k(\text{approach to equil})$  as  $9.8 (3) \times 10^{-5} \text{ s}^{-1}$ , and  $k_1$  as  $6.9 (3) \times 10^{-5} \text{ s}^{-1}$ .

(8) Bergman and Wax (Wax, M. J.; Bergman, R. G. *J. Am. Chem. Soc.* **1981**, *103*, 7028) have observed a separate second-order term, first order in  $\text{CpMo}(\text{CO})_3\text{Me}$  and first order in  $\text{PMePh}_2$ , in the rate law for formation of  $\text{CpMo}(\text{CO})_2(\text{PMePh}_2)\text{Ac}$  from  $\text{CpMo}(\text{CO})_3\text{Me}$  and  $\text{PMePh}_2$  in THF and its derivatives; they have interpreted this term as the result of direct  $\text{PMePh}_2$  attack on  $\text{CpMo}(\text{CO})_3\text{Me}$  without intermediate formation of a solvated acyl. However, the recent demonstration by Webb et al.<sup>3b</sup> of catalysis of acyl formation by nucleophiles not ultimately coordinated (e.g.,  $\text{Ph}_3\text{P}=\text{O}$ ) has complicated the interpretation of this term.

(9) In reactions 4 and 5 the initially formed acetonitrile solvate has been isolated and characterized,<sup>5</sup> whereas in reaction 6 it has been characterized only by its formation of the known<sup>10</sup>  $\text{Re}(\text{CO})_5\text{W}(\text{CO})_3\text{Cp}$  upon carbonylation.

(10) Wrighton, M. S.; Ginley, D. S. *J. Am. Chem. Soc.* **1975**, *97*, 4246 and references therein.

(5) Warner, K. E.; Norton, J. R., *Organometallics* **1985**, in press.  
(6) (a) Magnuson, R. H.; Meirowitz, R.; Zulu, S.; Giering, W. P. *J. Am. Chem. Soc.* **1982**, *104*, 5790. (b) Calderazzo, F.; Cotton, F. A. *Inorg. Chem.* **1962**, *1*, 30. (c) Fachinetti, G.; Fochi, G.; Floriani, C. *J. Chem. Soc., Dalton Trans.* **1977**, 1946. (d) Cotton, J. D.; Crisp, G. T.; Latif, L. *Inorg. Chim. Acta* **1981**, *47*, 171.

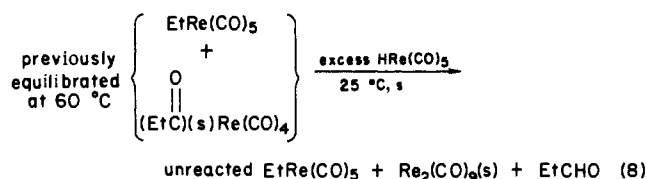
**Table IV.** Observed Rate Constants for the Disappearance of EtC(O)(CD<sub>3</sub>CN)Re(CO)<sub>4</sub> in the Presence of HRe(CO)<sub>5</sub><sup>a</sup>

T, <sup>b</sup> °C	[HRe(CO) <sub>5</sub> ], M	10 <sup>4</sup> k <sub>obsd</sub> , <sup>c</sup> s <sup>-1</sup>
10.8	0.27	1.22 (3)
10.8	0.71	2.49 (5)
10.7	1.43	4.79 (11)
10.7	2.03	6.42 (21)

<sup>a</sup>In acetonitrile-*d*<sub>3</sub>, with initial concentrations of EtC(O)(CD<sub>3</sub>CN)Re(CO)<sub>4</sub> from 0.02 to 0.08 M. The EtC(O)(CD<sub>3</sub>CN)Re(CO)<sub>4</sub> was generated by heating EtRe(CO)<sub>5</sub> solutions to 60 °C for 3.5 h and cooling them to -196 °C. <sup>b</sup>These reactions were monitored in the IBM WP-200SY NMR probe, and their temperature was therefore subject to its temperature fluctuations. The temperature was determined before and after each run by use of the methanol thermometer: Van Geet, A. L. *Anal. Chem.* **1970**, *42*, 679. <sup>c</sup>Numbers in parentheses are the estimated standard deviations in the least significant figure.

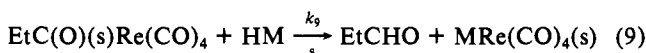
to *k*<sub>1</sub> (7.5 × 10<sup>-5</sup> s<sup>-1</sup>) at 55.4 °C, and a comparison of the *k*<sub>1</sub> data in Table II with the data for reaction 4 in Table III shows that the equality is maintained over a significant temperature range.

The rate-determining step in reactions 4–6 must therefore be the same as the rate-determining step in reaction 1 in the forward direction: either the direct formation of a solvated propionyl complex, or the formation of a coordinatively unsaturated propionyl complex which rapidly becomes saturated. The kinetic competence in reaction 4 of the solvated propionyl complex can be demonstrated by taking advantage of the slowness with which equilibrium 1 is maintained. At 25 °C and below equilibrium 1 is essentially frozen, and the addition of HRe(CO)<sub>5</sub> consumes only EtC(O)(s)Re(CO)<sub>4</sub> and leaves EtRe(CO)<sub>5</sub> unchanged. The



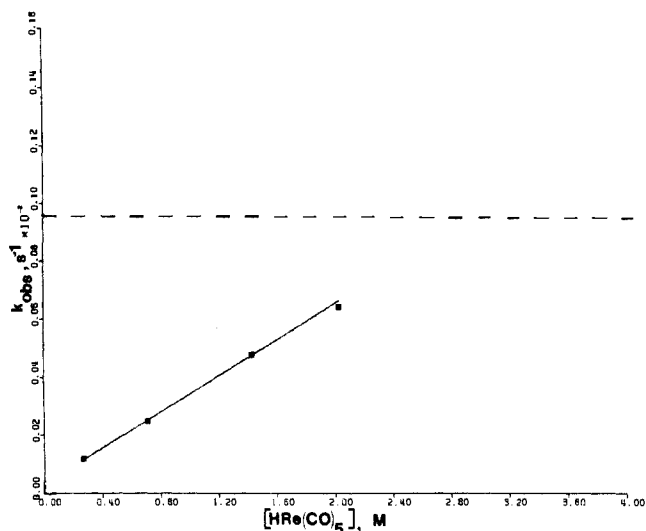
pseudo-first-order rate constant for the reaction of EtC(O)(s)Re(CO)<sub>4</sub> with excess HRe(CO)<sub>5</sub> is thus much faster than *k*<sub>1</sub> (the rate constant for the generation of EtC(O)(s)Re(CO)<sub>4</sub> from EtRe(CO)<sub>5</sub> at 25 °C. Other hydrides also react rapidly with EtC(O)(s)Re(CO)<sub>4</sub>, and approaches like that in reaction 8 permit determination of the rate of reaction of these hydrides with this observable acyl solvate.

**Kinetics of the Reaction of the Solvated Acyl EtC(O)(s)Re(CO)<sub>4</sub> with Hydrides.** <sup>1</sup>H NMR monitoring of the methylene resonance of EtC(O)(CD<sub>3</sub>CN)Re(CO)<sub>4</sub> when the HRe(CO)<sub>5</sub> is added to reaction 8 has permitted the determination (Table IV) of the pseudo-first-order rate constants for disappearance of EtC(O)(s)Re(CO)<sub>4</sub> in the presence of excess HRe(CO)<sub>5</sub>. As Figure 2 shows, these pseudo-first-order rate constants vary linearly with the amount of HRe(CO)<sub>5</sub> present, at least up to 1.43 M; within this concentration range, the reaction of EtC(O)(s)Re(CO)<sub>4</sub> with HRe(CO)<sub>5</sub> (eq 9 with HM = HRe(CO)<sub>5</sub>) therefore obeys the rate law in eq 10. (The kinetic behavior of this reaction with higher concentrations of entering hydride, and the detailed mechanism of reaction 9 will be discussed below.) Measurement of *k*<sub>9</sub> for



$$-d[\text{EtC(O)(s)Re(CO)}_4]/dt = k_9[\text{EtC(O)(s)Re(CO)}_4][\text{HM}] \quad (10)$$

M = Re(CO)<sub>5</sub> over a temperature range of -6 to 22 °C (see Table V) has permitted extrapolation to 25 °C, where *k*<sub>9</sub> = 2.75(8) × 10<sup>-3</sup> M<sup>-1</sup> s<sup>-1</sup> for HRe(CO)<sub>5</sub>. In comparison, extrapolation of *k*<sub>1</sub> from the temperatures in Table III down to 25 °C gives *k*<sub>1</sub> = 2.9 (3) × 10<sup>-6</sup> s<sup>-1</sup>. Thus, at the concentrations of HRe(CO)<sub>5</sub> (0.5–1.0 M) employed in reaction 4, the formation of EtC(O)(s)Re(CO)<sub>4</sub> is at least two orders of magnitude slower than its disappearance by reaction with HRe(CO)<sub>5</sub>—in agreement with the conclusion above that the formation of EtC(O)(s)Re(CO)<sub>4</sub> from EtRe(CO)<sub>5</sub>

**Figure 2.** Observed rate constants from Table IV for the disappearance of EtC(O)(CD<sub>3</sub>CN)Re(CO)<sub>4</sub> at 10.7 °C as a function of concentration of HRe(CO)<sub>5</sub>. The dashed line represents *k*<sub>18</sub>, the rate of dissociation from EtC(O)(CH<sub>3</sub>CN)Re(CO)<sub>4</sub>, extrapolated to 10.7 °C.**Table V.** Observed Rate Constants for the Disappearance of EtC(O)(CD<sub>3</sub>CN)Re(CO)<sub>4</sub><sup>a</sup> in the Presence of an Excess of Various Hydrides

T, <sup>b</sup> °C	HM ([HM], M)	10 <sup>4</sup> k <sub>obsd</sub> , <sup>c</sup> s <sup>-1</sup>	10 <sup>4</sup> k <sub>9</sub> , <sup>c,d</sup> M <sup>-1</sup> s <sup>-1</sup>
-6.2	HRe(CO) <sub>5</sub> (1.16)	1.46 (4)	1.26 (3)
-0.5	HRe(CO) <sub>5</sub> (0.84)	2.34 (4)	2.79 (5)
5.9	HRe(CO) <sub>5</sub> (0.98)	4.52 (9)	4.61 (9)
5.6	DRe(CO) <sub>5</sub> (0.95)	4.13 (8)	4.35 (8)
9.8	HRe(CO) <sub>5</sub> (0.55)	3.76 (5)	6.84 (9)
16.3	HRe(CO) <sub>5</sub> (0.82)	10.1 (2)	12.3 (2)
22.3	HRe(CO) <sub>5</sub> (0.80)	17.2 (5)	21.5 (6)
-6.8	HMn(CO) <sub>5</sub> (0.78)	0.93 (1)	1.20 (1)
-1.0	HMn(CO) <sub>5</sub> (0.81)	1.30 (2)	1.60 (2)
0.0	HMn(CO) <sub>5</sub> (0.82)	1.47 (3)	1.79 (4)
9.6	HMn(CO) <sub>5</sub> (1.65)	6.8 (1)	4.1 (1)
16.1	HMn(CO) <sub>5</sub> (0.80)	4.9 (1)	6.1 (1)
25.1	HMn(CO) <sub>5</sub> (0.53)	10.5 (2)	19.8 (4)
4.6	H <sub>2</sub> Os(CO) <sub>4</sub> (0.88)	1.12 (2)	1.27 (2)
9.7	H <sub>2</sub> Os(CO) <sub>4</sub> (1.08)	2.47 (6)	2.29 (6)
16.7	H <sub>2</sub> Os(CO) <sub>4</sub> (1.32)	5.74 (6)	4.35 (5)
25.3	H <sub>2</sub> Os(CO) <sub>4</sub> (0.72)	8.3 (1)	11.5 (1)
16.5	HWCP(CO) <sub>3</sub> (1.00)	0.68 (1)	0.68 (1)
25.6	HWCP(CO) <sub>3</sub> (1.02)	1.74 (2)	1.77 (2)
25.4	DWCP(CO) <sub>3</sub> (0.39)	0.50 (1)	1.28 (3)
25.6	HWCP(CO) <sub>2</sub> L <sup>e</sup> (0.62)	0.77 (1)	1.24 (2)
25.5	HWCP(CO) <sub>2</sub> L <sup>e</sup> (0.90)	0.93 (2)	1.03 (2)
25.5	HCrCP(CO) <sub>3</sub> (0.91)	0.180 (3)	0.198 (3)
-0.1	PEt <sub>3</sub> (0.74)	1.03 (3)	1.39 (4)

<sup>a</sup>In acetonitrile-*d*<sub>3</sub>, with initial concentrations of EtC(O)(CD<sub>3</sub>CN)Re(CO)<sub>4</sub> from 0.02 to 0.08 M. The EtC(O)(CD<sub>3</sub>CN)Re(CO)<sub>4</sub> was generated by heating EtRe(CO)<sub>5</sub> solutions to 60 °C for 3.5 h and cooling them to -196 °C. <sup>b</sup>These reactions were monitored in the JEOL FX-100 NMR probe, and their temperature was therefore subject to its temperature fluctuations. The temperature was determined before and after each run by use of the methanol thermometer: Van Geet, A. L. *Anal. Chem.* **1970**, *42*, 679. <sup>c</sup>Numbers in parentheses are estimated standard deviations in the least significant figure. <sup>d</sup>*k*<sub>9</sub> = *k*<sub>obsd</sub>/[HM]. <sup>e</sup>L = PME<sub>3</sub>; interconversion of the cis and trans isomers is sufficiently rapid to permit treatment of both as a single species in these experiments: Kalck, P.; Pince, R.; Poilbanc, R.; Rousell, J. J. *Organomet. Chem.* **1970**, *24*, 445.

is the rate-determining step in reaction 4.

Pseudo-first-order rate constants for the disappearance of EtC(O)(s)Re(CO)<sub>4</sub> in the presence of other hydrides HM<sup>5</sup> and the second-order rate constants *k*<sub>9</sub> derived from them by division by [HM] are given in Table V. The comparative HRe(CO)<sub>5</sub>/DRe(CO)<sub>5</sub> results indicate a very small kinetic isotope effect (*k*<sub>H</sub>/*k*<sub>D</sub> = 1.1 (1)), as do the comparative HW(CO)<sub>3</sub>Cp/DW(CO)<sub>3</sub>Cp results (*k*<sub>H</sub>/*k*<sub>D</sub> = 1.4 (2)). The temperature dependence

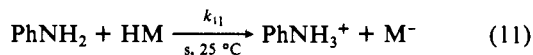
**Table VI.** Comparison of the Kinetic Acidities of Neutral Transition-Metal Hydrides with Their Nucleophilicities toward  $\text{EtC(O)(CD}_3\text{CN)Re(CO)}_4$ <sup>a</sup>

hydride	$\text{p}K_a^b$	kinetic acidity $k_{11}^c, \text{M}^{-1} \text{s}^{-1}$	relative kinetic acidity	nucleophilicity <sup>d</sup> $10^4 k_9, \text{M}^{-1} \text{s}^{-1}$	relative nucleophilicity
$\text{HRe(CO)}_5$	21.1 (3)	ca. $6.4 \times 10^{-4}$	$4 \times 10^{-8}$	27.5 (8) <sup>e</sup>	139 <sup>e</sup>
$\text{HMn(CO)}_5$	15.1 (1)	$2.1(2) \times 10^2$	$1 \times 10^{-2}$	19.8 (2)	100
$\text{H}_2\text{Os(CO)}_4$	20.8 (1)	ca. $6.5 \times 10^{-3}$	$4 \times 10^{-7}$	11.5 (6)	58
$\text{HWCp(CO)}_3$	16.1 (1)	$2.5(2) \times 10^2$	$1 \times 10^{-2}$	1.77 (2)	9
$\text{HWCp(CO)}_2\text{PMe}_3^f$	26.6 (2)	$<10^{-3}$	$<10^{-7}$	1.03 (2)	5
$\text{HCrCp(CO)}_3$	13.3 (1)	$1.7(2) \times 10^4$	1 <sup>f</sup>	0.198 (3)	1 <sup>f</sup>

<sup>a</sup> At 25 °C in  $\text{CD}_3\text{CN}$ , with values in parentheses being the estimated standard deviations in the last decimal place. <sup>b</sup> From ref 13. <sup>c</sup> Second-order rate constants for proton transfer onto  $\text{PhNH}_2$ , from ref 12. <sup>d</sup> Second-order rate constants for the reaction of  $\text{EtC(O)(CD}_3\text{CN)Re(CO)}_4$  with the hydride. <sup>e</sup> Extrapolated to 25 °C from the data in Table V. <sup>f</sup> Defined as unity for this relative scale. <sup>g</sup> Interconversion of the cis and trans isomers is sufficiently rapid to permit treatment of both as a single species in these experiments: Kalck, P.; Pince, R.; Poilbanc, R.; Rousell, J. *J. Organomet. Chem.* 1970, 24, 445.

of  $k_9$  for  $\text{HRe(CO)}_5$  gives  $\Delta H^\ddagger = 15.0$  (2) kcal/mol and  $\Delta S^\ddagger = -19.8$  (8) eu; for  $\text{HMn(CO)}_5$  it gives  $\Delta H^\ddagger = 10.9$  (8) kcal/mol and  $\Delta S^\ddagger = -35$  (3) eu; for  $\text{H}_2\text{Os(CO)}_4$  it gives  $\Delta H^\ddagger = 17.1$  (8) kcal/mol and  $\Delta S^\ddagger = -15$  (3) eu.

Comparison of the extrapolated 25 °C value of  $k_9$  for  $\text{HRe(CO)}_5$  with the values of  $k_9$  measured at this temperature for the other hydrides (Table VI) yields the relative reactivity of these hydrides toward  $\text{EtC(O)(s)Re(CO)}_4$ , with that of the least reactive hydride,  $\text{HCr(CO)}_3\text{Cp}$ , taken as unity. It is particularly instructive to compare these relative reactivities with the relative kinetic acidities of the same hydrides (also measured in acetonitrile at 25 °C, and also in Table VI) toward aniline,<sup>12</sup> and with the known<sup>13</sup>  $\text{p}K_a$  values of these hydrides in acetonitrile. We have argued<sup>12</sup> that the relative kinetic acidities  $k_{11}$  of various hydrides HM in the known proton-transfer reaction 11 reflect the relative



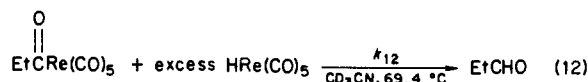
structural and electronic rearrangements required before proton transfer can occur, and thus that (as the overall barrier to proton transfer to any base should be dominated by the barrier to proton removal from HM) the same relative kinetic acidities should be diagnostic for a proton-transfer mechanism in any reaction of HM.

It is clear from Table VI that the relative hydride reactivities  $k_9$  toward  $\text{EtC(O)(s)Re(CO)}_4$  do not agree at all with their relative kinetic acidities  $k_{11}$ . Indeed, the order of increasing reactivity toward  $\text{EtC(O)(s)Re(CO)}_4$  is largely the reverse of the order of increasing reactivity of proton transfer onto aniline. We therefore conclude that the reaction of these hydrides with  $\text{EtC(O)(s)Re(CO)}_4$  does not occur by a proton-transfer mechanism.

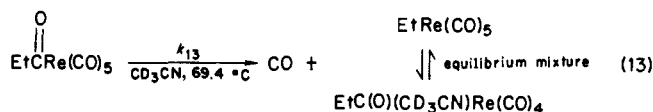
In an effort to understand the origins of the reactivity of  $\text{EtC(O)(s)Re(CO)}_4$  toward transition-metal hydrides, we have also investigated its reactivity toward other reagents. The quantitative formation of  $\text{CH}_3\text{CHO}$  from  $\text{MeMn(CO)}_5$  and  $\text{HGePh}_3$ <sup>5</sup> implies that acyl solvates such as  $\text{EtC(O)(s)Re(CO)}_4$  react with  $\text{HGePh}_3$ .  $\text{EtC(O)(s)Re(CO)}_4$  does not react with 2 atm of hydrogen gas after 20 h at room temperature,<sup>14-18</sup> nor does

it react with an excess of the hydride-transfer reagent  $\text{NaHB(OMe)}_3$  after 3 days at room temperature. It is thus unlikely that the reaction of  $\text{EtC(O)(s)Re(CO)}_4$  with transition-metal hydrides occurs by hydride transfer. The high reactivity of  $\text{EtC(O)(s)Re(CO)}_4$  toward  $\text{PEt}_3$  (see Table V) suggests, however, that the reaction of the acyl solvate with transition-metal hydrides involves some other form of nucleophilic attack by the latter.

**Kinetics of the Reaction of  $\text{EtC(O)Re(CO)}_5$  with Transition-Metal Hydrides.**  $\text{EtC(O)(s)Re(CO)}_4$  has two conceivable sites for nucleophilic attack: the propionyl carbonyl and the metal. We have examined the reaction of the unsolvated, coordinatively saturated  $\text{EtC(O)Re(CO)}_5$  with  $\text{HRe(CO)}_5$  in order to distinguish between these possibilities. The observed rate constant for the disappearance of  $\text{EtC(O)Re(CO)}_5$  in reaction 12 is  $1.38$  (4)  $\times$



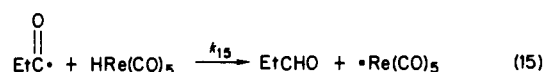
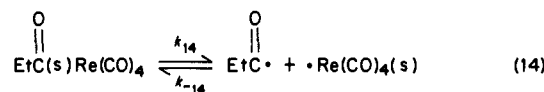
$10^{-5} \text{ s}^{-1}$ —effectively identical with the rate of its disappearance by decarbonylation, reaction 13:  $k_{13} = 1.48$  (4)  $\times 10^{-5} \text{ s}^{-1}$  at 69.4 °C. (In an NMR tube the decarbonylation equilibrium lies



completely to the right.) Thus only after decarbonylation can  $\text{EtC(O)Re(CO)}_5$  react with  $\text{HRe(CO)}_5$ , i.e., a vacant coordination site must become available on the Re bearing the propionyl ligand before the propionyl complex can be attacked by  $\text{HRe(CO)}_5$  (or, presumably, by any transition-metal hydride).

## Discussion

A mechanism for the  $\text{EtC(O)(s)Re(CO)}_4/\text{HRe(CO)}_5$  reaction which involves rhenium-acyl bond homolysis (like that found for  $p\text{-CH}_3\text{OC}_6\text{H}_4\text{CH}_2\text{Mn(CO)}_4[\text{P}(p\text{-C}_6\text{H}_4\text{OCH}_3)_3]/\text{HMn(CO)}_4\text{-}[\text{P}(p\text{-C}_6\text{H}_4\text{OCH}_3)_3]^3$ ) can be ruled out for several reasons. Such a mechanism can only give the observed second-order kinetics if recombination ( $k_{-14}$ ) competes effectively with hydrogen atom



transfer to the acyl radical, and therefore if the homolysis

(11) The data in Table V were obtained on an FX-100 spectrometer, whereas the data in Table IV (and Table VII below) were obtained on a WP-200 spectrometer which become available toward the end of this work. Although both temperature controllers were carefully calibrated (see footnotes to Tables IV and V),<sup>42</sup> there appears to be a small systematic difference between rates measured on the two spectrometers at the same "temperature". As a result, no data points from Table IV have been included in Table V.

(12) (a) Edidin, R. T.; Longato, B.; Martin, B. D.; Matchett, S. A.; Norton, J. R. In "Organometallic Compounds: Synthesis, Structure, Theory"; Shapiro, B. L., Ed.; Texas A&M University Press: College Station, Texas, 1983; pp 260-80. (b) Edidin, R. T.; Sullivan, J. M.; Norton, J. R., submitted for publication.

(13) (a) Jordan, R. F.; Norton, J. R. *J. Am. Chem. Soc.* 1982, 104, 1255. (b) Jordan, R. F.; Norton, J. R. *ACS Symp. Ser.* 1982, 198, 403. (c) Moore, E. J.; Sullivan, J. M.; Norton, J. R., submitted for publication.

(14) This result implies that the propionyl solvate has a  $\text{HM}/\text{H}_2$  selectivity considerably greater than that (12:1) shown by  $\text{EtO}_2\text{CCo(CO)}_4$  for  $\text{HCo(CO)}_4$  over  $\text{H}_2$ <sup>15a</sup> and probably as large as that (130:1) shown by  $\text{EtO}_2\text{CCH}_2\text{Co(CO)}_4$  for  $\text{HCo(CO)}_4$  over  $\text{H}_2$ <sup>15b</sup>. Such comparative data strengthen the case for dinuclear elimination as the terminal step in catalytic hydroformylation.<sup>1-3,15-17</sup> Mirbach,<sup>18</sup> however, has reported evidence that, under catalytic conditions, hydrogenolysis is favored over  $\text{HCo(CO)}_4$  cleavage by 8:1 (cyclohexene as substrate) and even by 37:1 (1-octene as substrate).

(15) (a) Ungváry, F.; Markó, L. *Organometallics*, 1983, 2, 1608. (b) Hoff, C. D.; Ungváry, F.; King, R. B.; Markó, L. *J. Am. Chem. Soc.* 1985, 107, 666.

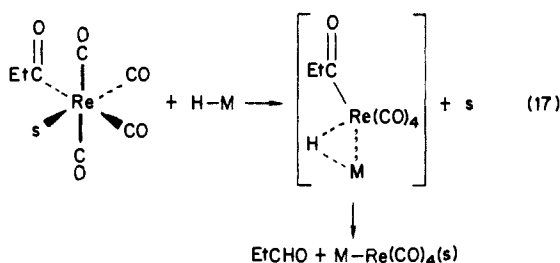
(16) Alemdaroglu, N. H.; Penninger, J. L. M.; Oltay, E. *Monatsh. Chem.* 1976, 107, 1153.

(17) Collman, J. P.; Belmont, J. A.; Brauman, J. I. *J. Am. Chem. Soc.* 1983, 105, 7288.

(18) Mirbach, M. F. *J. Organomet. Chem.* 1984, 265, 205.

equilibrium 14 is rapidly maintained at 25 °C and below. However, as shown above, EtC(O)Re(CO)<sub>5</sub> undergoes slow CO dissociation at 69.4 °C, with no sign of Re/acyl bond homolysis even at that temperature; facile homolysis below 25 °C of the Re/acyl bond in EtC(O)(s)Re(CO)<sub>4</sub> is therefore extremely improbable, and the propionyl solvate is stable indefinitely under those conditions. Furthermore, the hydrides most reactive (see Table VI) toward EtC(O)(s)Re(CO)<sub>4</sub> are those with the strongest M-H bonds,<sup>19-23</sup> contrary to the prediction of eq 14-16. Finally, no reasonable estimate of the Re-C bond strength in compounds of this type<sup>24</sup> is consistent with their facile homolysis below 25 °C.

We believe that our results indicate that EtC(O)(s)Re(CO)<sub>4</sub> (and by extension other acyls with a readily available vacant coordination site) undergoes nucleophilic attack at Re by the pair of electrons in the H-M bond, forming a species with a three-center, 2-electron bond. Such structures are common for stable



polynuclear hydrides, and indeed nucleophilic attack by transition-metal hydrides on coordinatively unsaturated or loosely solvated complexes has become an established method for the synthesis of polynuclear hydrides.<sup>25-32</sup> It is not clear whether the Re(μ-H)M species is an intermediate or a transition state; it is also not clear whether the H-M bond is completely broken (corresponding to complete oxidative addition of H-M across EtC(O)(s)Re(CO)<sub>4</sub>)<sup>33</sup> before aldehyde elimination occurs. The

(19) It is generally believed that the M-H bond strength in a third-row hydride (e.g., HRe(CO)<sub>5</sub>, HW(CO)<sub>5</sub>Cp) is greater than that in the corresponding first-row hydrides (e.g., HMn(CO)<sub>5</sub>, HCr(CO)<sub>5</sub>Cp).<sup>20</sup> There is scattered evidence in support of this belief: relative rates of H<sup>+</sup> transfer to α-methylstyrene suggest a lower H-M bond strength in HMo(CO)<sub>5</sub>Cp than in HW(CO)<sub>5</sub>Cp,<sup>21</sup> and substitution on HMn(CO)<sub>5</sub>—which proceeds to a significant extent by a radical chain process involving H<sup>+</sup> abstraction—is faster than substitution on HRe(CO)<sub>5</sub>.<sup>22</sup> Halpern, however, has commented that “transition-metal hydrogen bond dissociation energies ... do not appear to exhibit a significant increasing trend in going from the first transition series to the second and third”.<sup>23</sup>

(20) Moore, D. S.; Robinson, S. D. *Chem. Soc. Rev.* **1983**, *12*, 415.

(21) Sweany, R. L.; Comberrel, D. S.; Dombourian, M. F.; Peters, N. A. *J. Organomet. Chem.* **1981**, *216*, 57. Other data suggesting that the W-H bond strength is greater than the Mo-H bond strength are quoted therein.

(22) Byers, B. H.; Brown, T. L. *J. Am. Chem. Soc.* **1977**, *99*, 2527.

(23) Halpern, J. *Inorg. Chim. Acta* **1985**, *100*, 41.

(24) The Re-C bond strength in CH<sub>3</sub>Re(CO)<sub>5</sub> has been said to be 53 kcal/mol: Al-Takhin, G.; Connor, J. A.; Skinner, H. A. *J. Organomet. Chem.* **1983**, *259*, 313.

(25) For a review see: Venanzi, L. M. *Coord. Chem. Rev.* **1982**, *43*, 251. Recent examples include (a) Ph<sub>3</sub>PAuCl + TlPF<sub>6</sub> + HCr(CO)<sub>5</sub><sup>-</sup> → Ph<sub>3</sub>PAu(μ-H)Cr(CO)<sub>5</sub>;<sup>26</sup> (b) Ph<sub>3</sub>PAu(THF)<sup>+</sup> + H<sub>3</sub>Ir(PPh<sub>3</sub>)<sub>3</sub> → Ph<sub>3</sub>PAu(μ-H)IrH<sub>2</sub>(PPh<sub>3</sub>)<sub>3</sub><sup>+</sup>;<sup>27</sup> (c) Cp<sub>2</sub>WH<sub>2</sub> + PtPh(acetone)(PEt<sub>3</sub>)<sub>2</sub><sup>+</sup> → Cp<sub>2</sub>HW(μ-H)PtPh(PEt<sub>3</sub>)<sub>2</sub><sup>+</sup>;<sup>28</sup> (d) Cu(MeCN)<sub>4</sub>PF<sub>6</sub> + 2H<sub>2</sub>Re(PMePh<sub>2</sub>)<sub>3</sub> → [H<sub>2</sub>(MePh<sub>2</sub>P)<sub>3</sub>Re(μ-H)<sub>2</sub>Cu]<sup>+</sup>;<sup>29</sup> (e) W(CO)<sub>5</sub>(THF) + HTa(CO)Cp<sub>2</sub> → W(CO)<sub>5</sub>(μ-H)Ta(CO)Cp<sub>2</sub>;<sup>30</sup> (f) (Ph<sub>2</sub>PCH<sub>2</sub>CH<sub>2</sub>PPH<sub>2</sub>)Rh(acetone)<sub>2</sub><sup>+</sup> + HIr(PEt<sub>3</sub>)<sub>3</sub>Cl<sub>2</sub> → (Ph<sub>2</sub>PCH<sub>2</sub>CH<sub>2</sub>PPH<sub>2</sub>)Rh(μ-H)(μ-Cl)Ir(PEt<sub>3</sub>)<sub>3</sub>Cl<sub>2</sub><sup>+</sup>; (g) CpMo(CO)<sub>3</sub><sup>+</sup> + HMo(CO)<sub>5</sub>Cp → Cp(CO)<sub>3</sub>Mo(μ-H)Mo(CO)<sub>5</sub>Cp<sup>+</sup>.<sup>32</sup>

(26) Green, M.; Orpen, A. G.; Salter, I. D.; Stone, F. G. A. *J. Chem. Soc., Dalton Trans.* **1984**, 2497.

(27) Lehner, H.; Matt, D.; Pregosin, P. S.; Venanzi, L. M.; Albinati, A. *J. Am. Chem. Soc.* **1982**, *104*, 6825.

(28) Albinati, A.; Naegeli, R.; Togni, A.; Venanzi, L. *Organometallics* **1983**, *2*, 926.

(29) Rhoades, L. F.; Huffman, J. C.; Caulton, K. G. *J. Am. Chem. Soc.* **1983**, *105*, 5137.

(30) Leblanc, J. C.; Reynoud, J. F.; Moise, C. *J. Organomet. Chem.* **1983**, *244*, C24.

(31) Lehner, H.; Matt, D.; Togni, A.; Thouvenot, R.; Venanzi, L. M.; Albinati, A. *Inorg. Chem.* **1984**, *23*, 4254.

(32) Markham, J.; Cutler, A. *Organometallics* **1984**, *3*, 736.

**Table VII.** Observed Rate Constants for Approach to Equilibrium of Free and Coordinated CH<sub>3</sub>CN in Solutions of EtC(O)(CH<sub>3</sub>CN)Re(CO)<sub>4</sub> in CH<sub>3</sub>CN/CD<sub>3</sub>CN Mixtures<sup>a</sup>

T, °C	10 <sup>4</sup> k <sub>obsd</sub> , s <sup>-1</sup>
-11.4	0.65 (2)
-6.1	1.23 (3)
-1.4	2.58 (11)
4.6	4.83 (20)
8.6	7.21 (37)

<sup>a</sup> In solutions of 10% to 33% CH<sub>3</sub>CN and 66% to 90% CD<sub>3</sub>CN, with initial concentrations of EtC(O)(CH<sub>3</sub>CN)Re(CO)<sub>4</sub> from 0.2 to 0.4 M. The EtC(O)(CH<sub>3</sub>CN)Re(CO)<sub>4</sub> was generated by heating CH<sub>3</sub>CN solutions of EtRe(CO)<sub>5</sub> to 60 °C for 3.5 h and cooling them to -196 °C before adding the CD<sub>3</sub>CN. The McKay equation factor relating k<sub>obsd</sub> to the dissociation rate constant (see text) is negligibly different from unity (1.002). <sup>b</sup> These reactions were monitored in the IBM WP-200SY NMR probe, and their temperature was therefore subject to its temperature fluctuations. The temperature was determined before and after each run by use of the methanol thermometer: Van Geet, A. L. *Anal. Chem.* **1970**, *42*, 679. <sup>c</sup> Numbers in parentheses are the estimated standard deviations in the least significant figure.

small isotope effect<sup>34-36</sup> suggests a transition state (either before or after formation of the Re(μ-H)M species) in which the hydrogen is still primarily attached to one or both metals and no significant C-H bond formation has yet occurred.

**Detailed Mechanism of Reaction 9.** The data thus far presented do not establish whether the reaction of EtC(O)(s)Re(CO)<sub>4</sub> with hydrides occurs by a dissociative (rapid reversible loss of CH<sub>3</sub>CN followed by attack of H-M on the unsolvated species) or an associative (direct displacement of coordinated CH<sub>3</sub>CN by H-M) mechanism. However, measurement of the rate of dissociation of coordinated acetonitrile from EtC(O)(CH<sub>3</sub>CN)Re(CO)<sub>4</sub> has enabled us to distinguish between these two mechanisms. EtC(O)(CH<sub>3</sub>CN)Re(CO)<sub>4</sub> and EtC(O)(CD<sub>3</sub>CN)Re(CO)<sub>4</sub> were formed by establishing equilibrium 1 in CH<sub>3</sub>CN or CD<sub>3</sub>CN (heating EtRe(CO)<sub>5</sub> to 60 °C for a few hours in either solvent). The isotopic composition of the solvent was then changed (by adding CD<sub>3</sub>CN or CH<sub>3</sub>CN) and the rate of approach to equilibrium at various temperatures (Table VII) monitored by observing the intensity of the peak at δ 2.37<sup>5</sup> due to coordinated CH<sub>3</sub>CN in EtC(O)(CH<sub>3</sub>CN)Re(CO)<sub>4</sub>.

If a dissociative mechanism (eq 18) is assumed for solvent exchange, the McKay equation<sup>37</sup> gives the relation in eq 19, where

$$\text{EtC(O)(s)Re(CO)}_4 \xrightleftharpoons[k_{-18}]{k_{18}} \text{EtC(O)Re(CO)}_4 + \text{s} \quad (18)$$

[s] is the total concentration of CH<sub>3</sub>CN and CD<sub>3</sub>CN. As [s] >>

$$k_{\text{obsd}} = \frac{\{[\text{EtC(O)(s)Re(CO)}_4] + [\text{s}]\}k_{18}}{[\text{s}]} \quad (19)$$

[EtC(O)(s)Re(CO)<sub>4</sub>] during all these experiments, k<sub>obsd</sub> is effectively equal to k<sub>18</sub>, the rate constant for acetonitrile dissociation from EtC(O)(s)Re(CO)<sub>4</sub>. The data in Table VII therefore yield activation parameters for k<sub>18</sub>: ΔH<sup>‡</sup> = 17.4 (7) kcal/mol, and ΔS<sup>‡</sup>

(33) Such a mechanism has been proposed for closely related elimination reactions: Humphries, A. P.; Kaesz, H. D. *Prog. Inorg. Chem.* **1979**, *25*, 145.

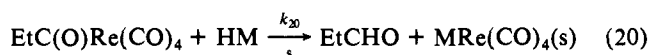
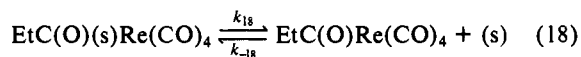
(34) A proton-transfer mechanism, with the proton midway between the metals in a linear transition state, would be expected to show a large kinetic isotope effect; the observed small isotope effect is thus an additional argument against a proton-transfer mechanism.

(35) In cases involving bonds between H and C or other first-row elements, nonlinearity of a transition state significantly decreases k<sub>H</sub>/k<sub>D</sub>. However, consideration of the usual explanation<sup>36</sup> for this result shows that the effect of transition-state nonlinearity on k<sub>H</sub>/k<sub>D</sub> should decrease for heavier terminal atoms, and for an H between a pair of third-row transition elements the effect of transition-state nonlinearity on k<sub>H</sub>/k<sub>D</sub> should be very small.

(36) (a) Melander, L.; Saunders, W. H., Jr. “Reaction Rate of Isotopic Molecules”; Wiley: New York, 1980; p 154. (b) More O’Ferrall, R. A. *J. Chem. Soc. B* **1970**, 785. The decrease in the effect of nonlinearity on k<sub>H</sub>/k<sub>D</sub> as first-row terminal atoms are replaced by second-row ones can be seen in Table IV in this reference.

(37) Espenson, J. H. “Chemical Kinetics and Reaction Mechanisms”; McGraw-Hill: New York, 1981; pp 50-53.

= -11 (2) eu. Extrapolation to 25 °C gives  $k_{18}$  (25 °C) as  $4.4$  (5)  $\times 10^{-3}$  s $^{-1}$ , and extrapolation to 10.7 °C gives  $k_{18}$  (10.7 °C) as  $9.6$  (6)  $\times 10^{-4}$  s $^{-1}$ . The latter extrapolation permits comparison of  $k_{18}$  with the data in Table IV. Clearly, the rate of disappearance of EtC(O)(s)Re(CO) $_4$  by reaction with HRe(CO) $_5$  is always less than the rate of solvent dissociation from EtC(O)(s)Re(CO) $_4$ —even when [HRe(CO) $_5$ ] is 2.03 M. This fact strongly suggests that EtC(O)(s)Re(CO) $_4$  reacts with HRe(CO) $_5$  (and by implication with other transition-metal hydrides HM) by the dissociative mechanism given by eq 18 and 20. Such a mechanism implies the rate law in eq 21 (assuming we describe solvent re-



$$\frac{-d[\text{EtC(O)(s)Re(CO)}_4]}{dt} = \frac{k_{18}k_{20}[\text{EtC(O)(s)Re(CO)}_4][\text{HM}]}{k_{-18} + k_{20}[\text{HM}]} \quad (21)$$

coordination by a first-order rate constant  $k_{-18}$ ). This rate law predicts saturation behavior, i.e., if [HRe(CO) $_5$ ] becomes sufficiently high that  $k_{20}[\text{HRe(CO)}_5]$  exceeds  $k_{-18}$ , the observed rate constant for the disappearance of EtC(O)(s)Re(CO) $_4$  will cease being linear with [HRe(CO) $_5$ ] and level off at  $k_{18}$ . Figure 2 (the dashed line represents  $k_{18}$ ) is consistent with such behavior, but  $k_{20}/k_{-18}$  is apparently too small to permit the unambiguous observation of saturation at any meaningful [HRe(CO) $_5$ ]; the highest [HRe(CO) $_5$ ] used, 2.03 M, corresponds to a solution 39% hydride by volume. The data plotted in Figure 2 nevertheless make a dissociative mechanism far more likely than an associative one for the reaction of EtC(O)(s)Re(CO) $_4$  with HRe(CO) $_5$ , and Halpern and co-workers $^{38}$  have just convincingly proven that the closely related reaction of *p*-CH $_3$ OC $_6$ H $_4$ CH $_2$ C(O)(Ph $_3$ P=O)-Mn(CO) $_4$  with *cis*-HMn(CO) $_4$ (PMe $_2$ Ph) occurs by a dissociative mechanism. At concentrations of HRe(CO) $_5$   $\leq$  1.43 M, and at all concentrations employed for the other, less nucleophilic, transition-metal hydrides, the rate law in eq 21 clearly reduces to that in eq 22, i.e.,  $k_9$  is actually  $k_{20}k_{18}/k_{-18}$ .

$$\frac{-d[\text{EtC(O)(s)Re(CO)}_4]}{dt} = \frac{k_{18}k_{20}[\text{EtC(O)(s)Re(CO)}_4][\text{HM}]}{k_{-18}} \quad (22)$$

The values of  $k_{18}$  and  $k_{-18}$  are, of course, independent of the nature of the hydride involved, so the relative values of  $k_9$  for the various hydrides in Table VI reflect the relative values of  $k_{20}$  for these hydrides—i.e., their relative nucleophilicities toward the coordinatively unsaturated EtC(O)Re(CO) $_4$ . The data in Table VI represent the first quantitative measurement of the relative nucleophilicity of these neutral transition-metal hydrides. Kao, Darensbourg, and co-workers $^{39}$  have measured the relative nucleophilicities of a series of hydride metal anions toward *n*-BuBr, and Shriver and co-workers $^{40}$  have reported qualitative data (reactivity toward boron and aluminum Lewis acids) implying that Lewis basicity increases in the order HCo(CO) $_4$  < HMn(CO) $_5$  < HMn(CO) $_4$ PPH $_3$  < HRe(CO) $_5$ . We believe that knowledge of these nucleophilicities will be a valuable mechanistic tool, permitting the identification of other mechanisms involving nucleophilic attack by H–M bonds. In contrast to our series of relative kinetic acidities, $^{12}$  however, relative nucleophilicities are likely to vary significantly from system to system: steric interactions between the two complexes will be much greater in a

triangular Re( $\mu$ -H)M species than in a linear proton-transfer transition state. $^{41}$

### Experimental Section

CD $_3$ CN was dried at room temperature over P $_4$ O $_{10}$  and transferred on a vacuum line before use. CH $_3$ CN was predried over molecular sieves and distilled under N $_2$  from CaH $_2$ . Infrared spectra were obtained on a Beckman 12 or a Perkin-Elmer 983 equipped with a data station; Os $_3$ (CO) $_{12}$  and DCl were used as calibrants, and wavenumber values are within 1 cm $^{-1}$ . Low-temperature kinetics were carried out within the variable-temperature probe of either a JEOL FX-100 or an IBM WP-200SY. High-temperature kinetics were carried out in sealed NMR tubes in constant temperature baths; at appropriate intervals the tubes were removed and placed in the FX-100 or an IBM WP-270SY at ambient probe temperature (or below) so that the progress of the reaction could be determined. Residual solvent proton shifts were used as secondary chemical shifts standards. The methods used for preparation of the hydrides and EtRe(CO) $_5$ , and the characterization of the products of these reactions, have already been reported. $^5$

**Determination of the Equilibrium Constant for Reaction 1.** The equilibrium constant,  $K_1$ , was measured in CD $_3$ CN solution from the heights of the methyl signal of EtRe(CO) $_5$  ( $H_a$ ,  $\delta$  1.73) and the methyl signal of EtC(O)(CD $_3$ CN)Re(CO) $_4$  ( $H_b$ ,  $\delta$  0.80).  $K_1$  was then  $H_b/H_a$ .

On a vacuum line, a solution of EtRe(CO) $_5$  in CD $_3$ CN (generally around  $7 \times 10^{-2}$  M) was syringed into an NMR tube under N $_2$ , frozen, and degassed (3 $\times$ ); the tube was then sealed. The tube was placed in a constant temperature bath and removed periodically and cooled in an ice bath to quench the reaction. Its NMR spectrum was then recorded at 0 °C.

As EtC(O)(CD $_3$ CN)Re(CO) $_4$  slowly decomposes under the reaction conditions, and its decomposition products have NMR signals near that of  $H_b$ , the reported values of  $K_1$  are time averages of the  $H_b/H_a$  ratio after the  $H_b$  signal intensity reaches a plateau. Values derived from later reaction times give artificially high apparent values of  $K_1$ .

Several tubes at equilibrium, when examined by high-field NMR (360 MHz), confirmed the accuracy of the values of  $K_1$  already measured at 100 MHz.

**Kinetic Analysis of Reaction 1.** The rate of approach to equilibrium ( $k_{app}$ ) in CD $_3$ CN of reaction 1 was measured by monitoring the disappearance of the methyl resonance of EtRe(CO) $_5$  at  $\delta$  1.73, as described above for the determination of  $K_1$ . Due to the decomposition of EtC(O)(CD $_3$ CN)Re(CO) $_4$  under the reaction conditions (above), experimental infinity points proved unreliable. Therefore, infinity points were calculated from  $K_1$  and  $[H_a]_0$  (the line height of the  $\delta$  1.73 resonance at zero time) according to  $[H_a]_\infty = [H_a]_0/(K_1 + 1)$ . The forward rate constant,  $k_1$ , was calculated from  $K_1$  and  $k_{app}$  according to  $k_1 = K_1 k_{app}/(K_1 + 1)$ .

By using identical methods, the equilibrium constant and rate of approach to equilibrium for the reaction *i*-BuRe(CO) $_5$   $\rightleftharpoons$  *i*-BuC(O)(CD $_3$ CN)Re(CO) $_4$  were measured by monitoring the methyl signals of *i*-BuRe(CO) $_5$  at  $\delta$  0.98. $^7$

**Kinetic Analysis of Reaction 3.** The rate of disappearance of EtRe(CO) $_5$  in the presence of an excess of PPh $_3$  in CH $_3$ CN solution was determined by monitoring the disappearance of the IR absorption at 2010 cm $^{-1}$ . A solution of EtRe(CO) $_5$  in CH $_3$ CN (generally around 0.01 M) and excess PPh $_3$  was mixed in a 25 mL vacuum line bulb. After freezing and degassing, the bulb was filled with N $_2$ , closed, and placed in a constant temperature bath. It was removed at appropriate intervals and cooled in ice water in order to quench the reaction. Aliquots were then removed under a flow of N $_2$  and their IR spectra recorded. The isolation and characterization of the product, *cis*-EtC(O)(Ph $_3$ P)Re(CO) $_4$ , have been reported elsewhere. $^5$

**Kinetic Analysis of Reactions 4–6.** The rate of disappearance of EtRe(CO) $_5$  in the presence of an excess of various hydrides (see Table III) was measured in CD $_3$ CN solution by monitoring the disappearance of the methyl resonance of EtRe(CO) $_5$  at  $\delta$  1.73. If the hydride to be used was volatile, a solution of EtRe(CO) $_5$  in CD $_3$ CN (generally around  $6.5 \times 10^{-2}$  M) was syringed into an NMR tube under N $_2$  and frozen and degassed (3 $\times$ ) on a vacuum line; the appropriate amount of hydride was then vacuum transferred into the tube. If the hydride was nonvolatile (e.g., HWCp(CO) $_3$ ), it was placed in an NMR tube inside an inert atmosphere box; the tube then was attached to a vacuum line and cooled to -196 °C. The appropriate amount of EtRe(CO) $_5$  in CD $_3$ CN was then syringed into the tube under a flow of N $_2$  (this procedure froze the EtRe(CO) $_5$  solution before it came into contact with the hydride and kept

(38) Webb, S. L.; Giandomenico, C. M.; Halpern, J., submitted for publication.

(39) Kao, S. C.; Spillett, C. T.; Ash, C.; Lusk, R.; Park, Y. K.; Darensbourg, M. Y. *Organometallics* **1985**, *4*, 83 and references therein.

(40) Richmond, T. G.; Basolo, F.; Shriver, D. F. *Organometallics* **1982**, *1*, 1624.

(41) Note that the effective concentration for an intramolecular proton transfer is about  $10^6$  times less than that for a "tighter" intramolecular hydride transfer: Davis, A. M.; Page, M. I.; Mason, S. C.; Watt, I. J. *Chem. Soc., Chem. Commun.* **1984**, 1671.

the reaction from beginning before the tube was sealed).

After the tube, prepared by either method, was sealed under vacuum, it was placed in a constant-temperature bath. It was removed at appropriate time intervals and cooled in ice water to quench the reaction, and its NMR spectrum was recorded at 0 °C. In some cases the rate of appearance of product (EtCHO) was measured by monitoring the resonance due to the methyl group of EtCHO at  $\delta$  1.02. The rates so calculated were in good agreement with those calculated from the disappearance of EtRe(CO)<sub>5</sub>.

**Kinetic Analysis of Reaction 9.** The rate of disappearance ( $k_{\text{obsd}}$ ) of EtC(O)(CD<sub>3</sub>CN)Re(CO)<sub>4</sub> in the presence of an excess of hydride or PEt<sub>3</sub> (see Tables IV and V) was measured in CD<sub>3</sub>CN solution by monitoring the disappearance of the methylene resonance of the propionyl solvate at  $\delta$  2.60. For volatile hydrides and PEt<sub>3</sub>, a solution of EtRe(CO)<sub>5</sub> (generally around  $7 \times 10^{-2}$  M) was syringed into an NMR tube under a flow of N<sub>2</sub>. The tube was closed with a Teflon stopcock and placed in a 60 °C bath for 3 to 3.5 h (producing an approximate concentration of EtC(O)(CD<sub>3</sub>CN)Re(CO)<sub>4</sub> of  $4.7 \times 10^{-2}$  M). The tube was replaced on the vacuum line, the contents frozen and degassed (3 $\times$ ), and the appropriate amounts of hydride vacuum transferred into the tube. The tube was then sealed under vacuum.

If the hydride was nonvolatile, it was placed in an NMR tube inside an inert atmosphere box; the tube was then connected to a vacuum line and cooled to -196 °C. Next, a solution of EtRe(CO)<sub>5</sub> and EtC(O)-(CD<sub>3</sub>CN)Re(CO)<sub>4</sub> in CD<sub>3</sub>CN (previously equilibrated, as described above, in a 25-mL vacuum-line bulb) was syringed into the cold NMR tube under N<sub>2</sub> flow (this procedure prevented any reaction from occurring during sample preparation). The tube was then evacuated and sealed under vacuum (samples were stored at -196 °C until immediately before use).

The tube, prepared by either method, was removed from the -196 °C bath, quickly thawed, and placed directly in the NMR probe, which had been previously equilibrated at the appropriate temperature. The temperature of the NMR probe was measured directly before and after each run via a methanol thermometer;<sup>42</sup> the uncertainty in the temperatures was  $\pm 0.5$  °C. Spectrum acquisition was started at appropriate time intervals and completed rapidly compared to the time scale of the reaction. In a few cases, the rate of appearance of product, EtCHO, was calculated from the increase in height of the methyl resonance of EtCHO at  $\delta$  1.02. The rates so calculated were in satisfactory agreement with those calculated from the disappearance of EtC(O)(CD<sub>3</sub>CN)Re(CO)<sub>4</sub>.

**Propionylpentacarbonylrhenium** was prepared by a procedure like that of Lukehart and co-workers for isobutyrylpentacarbonylrhenium.<sup>43</sup> A  $5.0 \times 10^{-4}$  M solution (1.58 mL, 0.79 mmol) of degassed propionyl chloride (previously distilled at 80 °C from PCl<sub>5</sub>) in THF was added dropwise over 5 min to a stirred solution of 285 mg (0.816 mmol) of Na[Re(CO)<sub>5</sub>] in 10 mL of THF under N<sub>2</sub> at -72 °C. An additional 10 mL of THF was then added, and the reaction was stirred for 2 h at -72 °C and for an additional hour as the flask was warmed to 25 °C. Removal of solvent left a light orange residue. This was dissolved in hexanes, filtered, reduced in volume, and cooled to -25 °C. The yellow crystals thereby obtained (the first crop was 40 mg, 13%) were washed with cold hexanes and pumped to dryness. IR (hexanes) 2131 (w), 2057 (w), 2015 (s), 1999 (m), 1977 (w), 1626 (w) cm<sup>-1</sup>; <sup>1</sup>H NMR (CDCl<sub>3</sub>)

$\delta$  2.71 (q,  $J = 7.3$  Hz, 2 H), 0.88 (t,  $J = 7.2$  Hz, 3 H); <sup>1</sup>H NMR (CD<sub>3</sub>CN)  $\delta$  2.71 (q,  $J = 7.0$  Hz, 2 H), 0.80 (t,  $J = 7.2$  Hz, 3 H). Anal. Calcd for C<sub>5</sub>H<sub>9</sub>O<sub>5</sub>Re: C, 25.07; H, 1.31. Found: C, 24.87; H, 1.25.

**Kinetics of the Thermal Decarbonylation of EtC(O)Re(CO)<sub>5</sub>.** CD<sub>3</sub>CN (0.392 g, 1.11 mL) was added to 7.8 mg (0.0203 mmol) of EtC(O)Re(CO)<sub>5</sub> by vacuum transfer. This 18.3 mM solution (0.479 g, 0.570 mL, 0.0104 mmol) was syringed under N<sub>2</sub> into an NMR tube. The tube was frozen, degassed, and sealed under vacuum and then placed in a constant temperature bath at 69.4 °C. At appropriate intervals the tube was removed from the bath; observation of the ratio of the methylene quartet of EtC(O)Re(CO)<sub>5</sub> at  $\delta$  2.75 to residual CD<sub>3</sub>CN protons at  $\delta$  1.91 gave a rate constant of  $1.48 (4) \times 10^{-5}$  s<sup>-1</sup>.

**Kinetics of the Reaction of EtC(O)Re(CO)<sub>5</sub> with HRe(CO)<sub>5</sub>.** To EtC(O)Re(CO)<sub>5</sub> (7.8 mg, 0.0203 mmol) was added 0.932 g (1.11 mL) of CD<sub>3</sub>CN by vacuum transfer. This 18.3 mM solution (285 mg, 0.307 mL,  $5.61 \times 10^{-3}$  mmol) was syringed under N<sub>2</sub> into an NMR tube. The tube was frozen and degassed, 21.7 mg (0.0663 mmol, 11.8 equiv) of HRe(CO)<sub>5</sub> (measured  $\rho = 2.41$  g mL<sup>-1</sup>) was vacuum transferred into it, and the tube was sealed. It was placed in a constant temperature bath at 69.4 °C and removed at appropriate intervals. Monitoring the ratio of the methyl triplet of EtC(O)Re(CO)<sub>5</sub> at  $\delta$  0.77 to residual solvent protons of CD<sub>3</sub>CN at  $\delta$  1.91 gave a rate constant of  $1.38 (4) \times 10^{-5}$  s<sup>-1</sup>.

**Carbonylation of EtRe(CO)<sub>5</sub> in CD<sub>3</sub>CN.** EtRe(CO)<sub>5</sub> (1.74 mg,  $4.87 \times 10^{-3}$  mmol) and 0.401 mL of CD<sub>3</sub>CN were combined in an NMR tube and degassed. CO ( $4.9 \times 10^{-3}$  mmol, 1.0 equiv) was added to the system and the tube was frozen in liquid N<sub>2</sub> and sealed. Periodic <sup>1</sup>H NMR monitoring (the tube was heated to 71.6 °C, removed at appropriate time intervals, and a spectrum recorded) showed the EtRe(CO)<sub>5</sub>/EtC(O)-(CD<sub>3</sub>CN)Re(CO)<sub>4</sub> equilibrium mixture<sup>6</sup> through 7 h of heating. Only a trace of EtC(O)Re(CO)<sub>5</sub> was ever visible.

In another experiment, 35.8 mg (0.101 mmol) of EtRe(CO)<sub>5</sub>, 1 mL of CD<sub>3</sub>CN and 1 atm (10 equiv) of CO were combined in a 25-mL vacuum-line bulb. After 47 h at 70 °C, <sup>1</sup>H NMR showed over 73% of the ethyl rhenium species to be in the form of EtC(O)Re(CO)<sub>5</sub>.

**Approach to Equilibrium between the Coordinated Acetonitrile in EtC(O)(CH<sub>3</sub>CN)Re(CO)<sub>4</sub> and Solvent Acetonitrile.** In a typical reaction, EtRe(CO)<sub>5</sub> (22.0 mg, 0.0619 mmol) and CH<sub>3</sub>CN (153.7 mg, 3.744 mmol, 0.1956 mL) were combined in an NMR tube by vacuum transfer. The tube was closed with a Teflon stopcock and placed in a 60 °C bath for 3.5 h (producing an approximate concentration of EtC(O)-(CH<sub>3</sub>CN)Re(CO)<sub>4</sub> of 0.22 M at this time). HMDS (hexamethyldisiloxane, 4.70 mL at 26 mmHg pressure at 23 °C,  $6.6 \times 10^{-3}$  mmol, internal standard) and CD<sub>3</sub>CN (preweighed at 0.5913 g, 13.417 mmol, 0.70 mL) were then added by vacuum transfer to the frozen tube, which was flame-sealed under vacuum and kept at -196 °C until the kinetics run was begun, as described above for reaction 9. The total concentration of acylrhenium species was thus about 0.049 M. The decrease in intensity of the coordinated CH<sub>3</sub>CN peak at  $\delta$  2.37 was used to monitor the reaction. Similar results were obtained with EtC(O)(CD<sub>3</sub>CN)Re(CO)<sub>4</sub> in a mixture of acetonitriles, monitoring the growth of the  $\delta$  2.37 peak of EtC(O)(CH<sub>3</sub>CN)Re(CO)<sub>4</sub>.

**Acknowledgment.** This research was supported by NSF Grant CHE82-07597. The authors are grateful to Prof. A. K. Rappé and Prof. J. Halpern for helpful discussions and to the latter for a copy of ref 38 prior to publication. The authors thank the Colorado State University Regional NMR Center (supported by NSF Grant CHE82-08821) for 360-MHz <sup>1</sup>H NMR spectra.

(42) Van Geet, A. L. *Anal. Chem.* **1970**, *42*, 679.

(43) Lukehart, C. M.; Torrence, G. P.; Zeile, J. V. *Inorg. Chem.* **1976**, *15*, 2393.